

SENSOR PRODUCTS SELECTION MANUAL



Wenzhou Gtric Technology Co., Ltd.
TEL:0577-62734566
Web:<http://www.gtric.com>
Mail: yaohaofeng@gtric.com

Company introduction

Wenzhou Gtric Technology Co., Ltd. is located in Yueqing IoT sensors Park, which covers 5,000 square meters, with over 100 employees. We are focuses on intelligent manufacturing and industrial automation, our main businesses are sensors, encoders, button switch, coupling, expansion set and other industrial automation products, providing standard and individual products and solutions for customers.

Our products cover over 20 series, 1000specificatison, which have passed CCC, CE, UL, ISO9001 certification as well as EU RoHS Environmental Directives.

Based on our technical advantages, Gtric can provide industrial automation solution according to customers' requirements.

**We support OEM & ODM, if you need
please feel free to contact us**

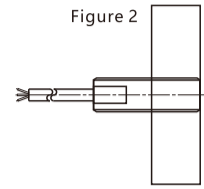
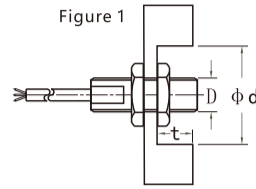


Installation conditions

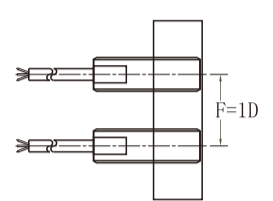
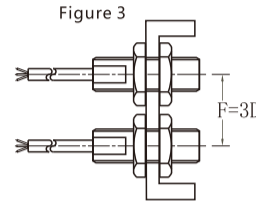
Non shielded proximity switches can achieve maximum operating distance (with the diameter of the relevant); but in order to prevent the switch around the metal impact on the switch, the sensor head must be in a certain gap with the surrounding metal (Figure 1).

Due to the special shielding effect inside the shield, the radial magnetic field of the side is reduced, and the induction distance is about 60% of the non shield type, because it can be flush mounted in the metal (Figure 2).

The magnetic sensor is not affected by the conditions of installation, as long as the material around the material is not magnetized.



In order to prevent mutual interference, we must keep the minimum distance between each other (Figure 3).




Please refer to the specific data of various types of instructions.

Output mode and electrical characteristics

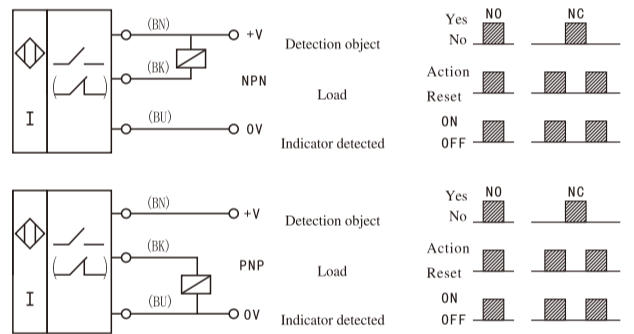
DC 2-wire system NO or NC

The load must be connected in series in the sensor to work, there is a polarity and short circuit protection function; in the open circuit state, there is a very small leakage current; in the closed circuit, the switching element has a smaller voltage drop.



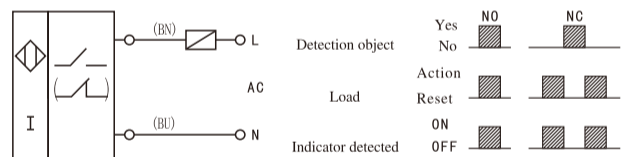
DC 3-wire system (N,P type) NO or NC

These switches are connected to the load and power supply separately; the polarity, short circuit and overload protection function, and the residual current can be ignored.



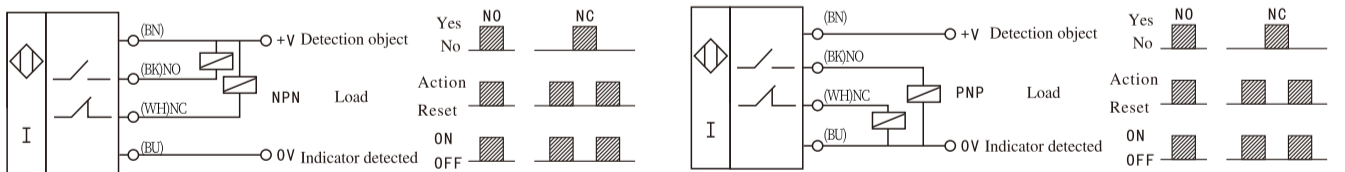
AC 2-wire system NO or NC

The load must be connected in series in the sensor, in the closed circuit, the switching element has a smaller voltage drop.



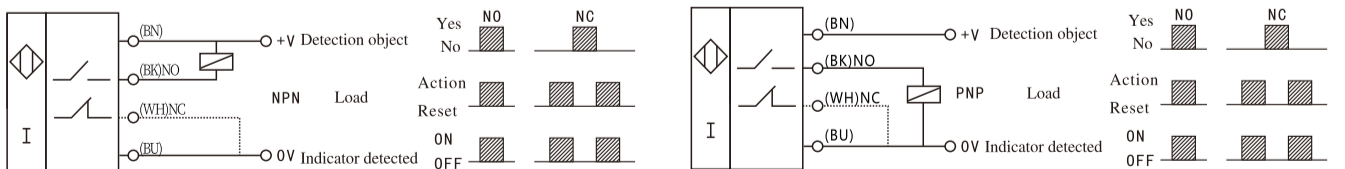
DC 4-wire system (NPN, PNP Type) NO+NC

Sensor switches can provide 2 groups of output NO+NC



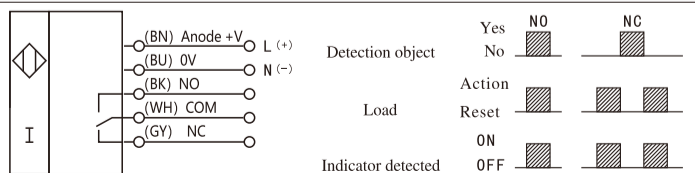
DC 4-wire system (NPN, PNP Type) NO/NC

The switches can provide two groups of output NO or NC



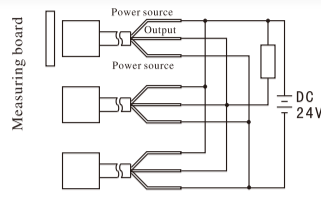
NO+NC Ac/Dc five wire (relay output) NO + NC

These switches can provide to often open, closed two group relay output.

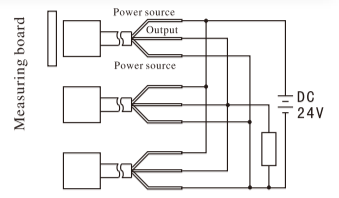


❖ Series and parallel connection of proximity switch

OR connection (NPN and PNP types can be used mixed) series When the proximity switch is OR connected, the action of any proximity switch can drive load. The quantity of the proximity switches depends on the sum of leakage current. More connections are available given that it doesn't affect the loading action.



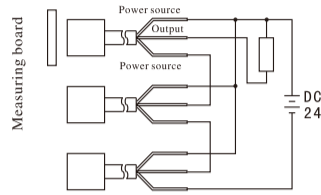
OR connection of NPN output



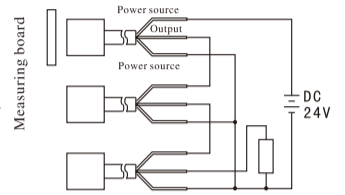
OR connection of PNP output

❖ AND connection (series)

When the proximity switch is AND connected, the action of all proximity switches can drive load. The quantity of the proximity switches depends on the sum of saturation voltage. More connections are available given that it doesn't affect the supply voltage of the proximity switch. The response frequency of the proximity switch is the accumulation of initialized reset of various proximity switch.



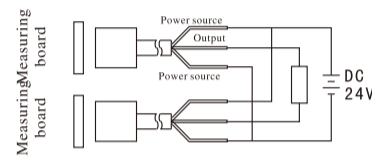
NPN connection of AND output



PNP connection of AND output

❖ Series and parallel connection of proximity switch

AND connection (series) NPN, PNP mixed-use



Promixity switches matters need attention

❖ Cautions when connected or disconnected with the power supply

When connecting the proximity switch with the counter and the programmable controller, there isn't any problem because of the built-in initialized reset circuit. Please avoid the conditions mentioned below.

The detection object lies around the detection distance of the proximity switch; For DC voltage type and DC switch type, when power supply is turned on (turned off), time constant rises (drops) greatly; There is self-excitation and noise when the AC switch type proximity switch is power-on (off).

❖ Capacitor, light load

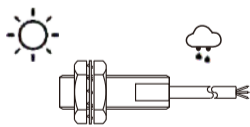
The proximity switch can't have the capacitor or light that has larger jumping current as the load directly connected to be connected through a relay or series connected with a current-limiting resistance. The peak current set by current-limiting resistance R is within the load current of the proximity switch; Make sure to connect through load.

$$\frac{\text{Supply voltage } V}{\text{Peak load current value of proximity switch } mA} \leq R(K\Omega)$$

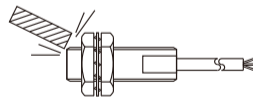
$$\text{Allowable loss of resistance } R (W) = \frac{\text{Supply voltage } V^2}{R(K\Omega)} \times 2 \text{ times above}$$

❖ Installation notice of proximity switch

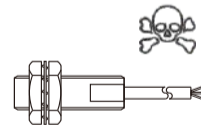
Don't use it in the open air, and use a protective cover, if necessary.



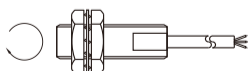
Don't knock the detection surface with hard objects and use a protective cover, if necessary.



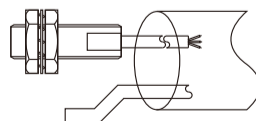
Don't use it in the environment with corrosive objects.



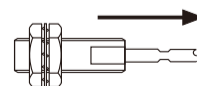
Don't fasten it with a big force, but fasten it with spring washer.



The proximity switch must be equipped individually with metal flexible pipe, and don't make it with the electric line and power line in the same metal flexible pipe.



Don't stretch the power line of the proximity switch with a big force.



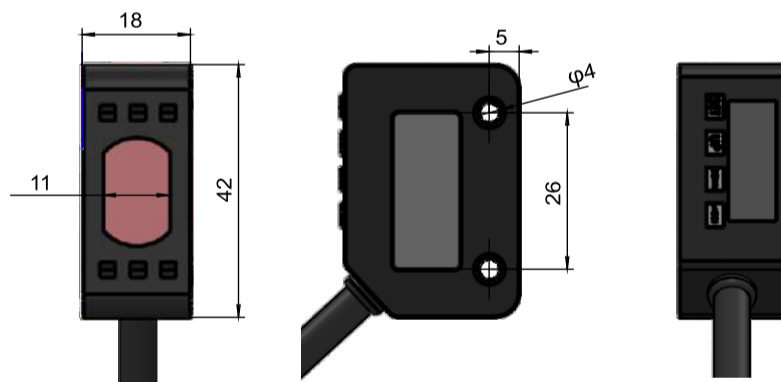
- ✧ Can Output Oossible
- ✧ 1000mm Long Detection Sensing
- ✧ Built-in Amplifier NO/Nc switchable



Specifications GTRIC®

Specifications		
Model	LR-1000N	LR-1000P
Output Type	NPN NO/NC	PNP NO/NC
Detection type	Diffuse reflection	
Spot size	According to the distance change 6 - 30MM	
Supply voltage	12-24 V DC	
Sensing Range	Detect white objects 0-1000MM, detect black objects 0-300MM(Sensing distance can be adjusted)	
light source	Beam invisible Spot visible	
Display indicator	Operation indicator red LED ,Single-digit monitor, single-digit display 4-digit display	
Current Rating	20 mA	
Response Time	50us	
Responsefrequency(F)	500Hz	
load current	100MA	
Residual voltage	<1V	
Circuitprotection	Short-circuit , EMI protectionrever sepolarityprotection	
Ambienttemperature	-25°C~+70°C	
Shock	500m/s(50G)ineachXYZdirectionfor3times	
Vibration	1mm amplitudeatfrequency10-55Hz(for1min) ineachx.Y.Z directionfor 2hours	
Protectiondegree	IP65	
Connection	2m PVC cable	
Material	PBT(Enclosure) Polycarbonate (Lens Cover, Indicator Cover)	

Dimension GTRIC®



For more detailed product descriptions, please contact our company



GTRIC[®]

Wenzhou Gtric Technology Co., Ltd.

Wenzhou Gtric Technology Co., Ltd.
TEL:0577-62734566
Web:<http://www.gtric.com>
Mail:yaohaofeng@gtric.com