

# SENSOR PRODUCTS SELECTION MANUAL



Wenzhou Gtric Technology Co., Ltd.  
TEL:0577-62734566  
Web:<http://www.gtric.com>  
Mail: [yaohaofeng@gtric.com](mailto:yaohaofeng@gtric.com)

# Company introduction

Wenzhou Gtric Technology Co., Ltd. is located in Yueqing IoT sensors Park, which covers 5,000 square meters, with over 100 employees. We are focuses on intelligent manufacturing and industrial automation, our main businesses are sensors, encoders, button switch, coupling, expansion set and other industrial automation products, providing standard and individual products and solutions for customers.

Our products cover over 20 series, 1000specificatison, which have passed CCC, CE, UL, ISO9001 certification as well as EU RoHS Environmental Directives.

Based on our technical advantages, Gtric can provide industrial automation solution according to customers' requirements.

**We support OEM & ODM, if you need  
please feel free to contact us**



Installation conditions

Non shielded proximity switches can achieve maximum operating distance (with the diameter of the relevant); but in order to prevent the switch around the metal impact on the switch, the sensor head must be in a certain gap with the surrounding metal (Figure 1).

Due to the special shielding effect inside the shield, the radial magnetic field of the side is reduced, and the induction distance is about 60% of the non shield type, because it can be flush mounted in the metal (Figure 2).

The magnetic sensor is not affected by the conditions of installation, as long as the material around the material is not magnetized.



Output mode and electrical characteristics

<p>DC 2-wire system NO or NC</p> <p>The load must be connected in series in the sensor to work, there is a polarity and short circuit protection function; in the open circuit state, there is a very small leakage current; in the closed circuit, the switching element has a smaller voltage drop.</p>	<div></div> <div><p>Detection object</p><p>Load</p><p>Indicator detected</p></div> <div><table><tr><td>Yes</td><td>NO</td><td>NC</td></tr><tr><td>No</td><td></td><td></td></tr><tr><td>Action</td><td></td><td></td></tr><tr><td>Reset</td><td></td><td></td></tr><tr><td>ON</td><td></td><td></td></tr><tr><td>OFF</td><td></td><td></td></tr></table></div>	Yes	NO	NC	No			Action			Reset			ON			OFF																				
Yes	NO	NC																																			
No																																					
Action																																					
Reset																																					
ON																																					
OFF																																					
<p>DC 3-wire system(N,P type) NO or NC</p> <p>These switches are connected to the load and power supply separately; the polarity, short circuit and overload protection function, and the residual current can be ignored.</p>	<div></div> <div><p>Detection object</p><p>Load</p><p>Indicator detected</p></div> <div><table><tr><td>Yes</td><td>NO</td><td>NC</td></tr><tr><td>No</td><td></td><td></td></tr><tr><td>Action</td><td></td><td></td></tr><tr><td>Reset</td><td></td><td></td></tr><tr><td>ON</td><td></td><td></td></tr><tr><td>OFF</td><td></td><td></td></tr></table></div> <div></div> <div><p>Detection object</p><p>Load</p><p>Indicator detected</p></div> <div><table><tr><td>Yes</td><td>NO</td><td>NC</td></tr><tr><td>No</td><td></td><td></td></tr><tr><td>Action</td><td></td><td></td></tr><tr><td>Reset</td><td></td><td></td></tr><tr><td>ON</td><td></td><td></td></tr><tr><td>OFF</td><td></td><td></td></tr></table></div>	Yes	NO	NC	No			Action			Reset			ON			OFF			Yes	NO	NC	No			Action			Reset			ON			OFF		
Yes	NO	NC																																			
No																																					
Action																																					
Reset																																					
ON																																					
OFF																																					
Yes	NO	NC																																			
No																																					
Action																																					
Reset																																					
ON																																					
OFF																																					
<p>AC 2-wire system NO or NC</p> <p>The load must be connected in series in the sensor, in the closed circuit, the switching element has a smaller voltage drop.</p>	<div></div> <div><p>Detection object</p><p>Load</p><p>Indicator detected</p></div> <div><table><tr><td>Yes</td><td>NO</td><td>NC</td></tr><tr><td>No</td><td></td><td></td></tr><tr><td>Action</td><td></td><td></td></tr><tr><td>Reset</td><td></td><td></td></tr><tr><td>ON</td><td></td><td></td></tr><tr><td>OFF</td><td></td><td></td></tr></table></div>	Yes	NO	NC	No			Action			Reset			ON			OFF																				
Yes	NO	NC																																			
No																																					
Action																																					
Reset																																					
ON																																					
OFF																																					
<p>DC 4-wire system (NPN,PNP Type) NO+NC</p> <p>Sensor switches can provide 2 groups of output NO+NC</p>	<div></div> <div><p>Detection object</p><p>Load</p><p>Indicator detected</p></div> <div><table><tr><td>Yes</td><td>NO</td><td>NC</td></tr><tr><td>No</td><td></td><td></td></tr><tr><td>Action</td><td></td><td></td></tr><tr><td>Reset</td><td></td><td></td></tr><tr><td>ON</td><td></td><td></td></tr><tr><td>OFF</td><td></td><td></td></tr></table></div> <div></div> <div><p>Detection object</p><p>Load</p><p>Indicator detected</p></div> <div><table><tr><td>Yes</td><td>NO</td><td>NC</td></tr><tr><td>No</td><td></td><td></td></tr><tr><td>Action</td><td></td><td></td></tr><tr><td>Reset</td><td></td><td></td></tr><tr><td>ON</td><td></td><td></td></tr><tr><td>OFF</td><td></td><td></td></tr></table></div>	Yes	NO	NC	No			Action			Reset			ON			OFF			Yes	NO	NC	No			Action			Reset			ON			OFF		
Yes	NO	NC																																			
No																																					
Action																																					
Reset																																					
ON																																					
OFF																																					
Yes	NO	NC																																			
No																																					
Action																																					
Reset																																					
ON																																					
OFF																																					
<p>DC 4-wire system (NPN,PNP Type) NO/NC</p> <p>The switches can provide two groups of output NO or NC</p>	<div></div> <div><p>Detection object</p><p>Load</p><p>Indicator detected</p></div> <div><table><tr><td>Yes</td><td>NO</td><td>NC</td></tr><tr><td>No</td><td></td><td></td></tr><tr><td>Action</td><td></td><td></td></tr><tr><td>Reset</td><td></td><td></td></tr><tr><td>ON</td><td></td><td></td></tr><tr><td>OFF</td><td></td><td></td></tr></table></div> <div></div> <div><p>Detection object</p><p>Load</p><p>Indicator detected</p></div> <div><table><tr><td>Yes</td><td>NO</td><td>NC</td></tr><tr><td>No</td><td></td><td></td></tr><tr><td>Action</td><td></td><td></td></tr><tr><td>Reset</td><td></td><td></td></tr><tr><td>ON</td><td></td><td></td></tr><tr><td>OFF</td><td></td><td></td></tr></table></div>	Yes	NO	NC	No			Action			Reset			ON			OFF			Yes	NO	NC	No			Action			Reset			ON			OFF		
Yes	NO	NC																																			
No																																					
Action																																					
Reset																																					
ON																																					
OFF																																					
Yes	NO	NC																																			
No																																					
Action																																					
Reset																																					
ON																																					
OFF																																					
<p>NO+NC Ac/Dc five wire (relay output) NO + NC</p> <p>These switches can provide to often open, closed two group relay output.</p>	<div></div> <div><p>Detection object</p><p>Load</p><p>Indicator detected</p></div> <div><table><tr><td>Yes</td><td>NO</td><td>NC</td></tr><tr><td>No</td><td></td><td></td></tr><tr><td>Action</td><td></td><td></td></tr><tr><td>Reset</td><td></td><td></td></tr><tr><td>ON</td><td></td><td></td></tr><tr><td>OFF</td><td></td><td></td></tr></table></div>	Yes	NO	NC	No			Action			Reset			ON			OFF																				
Yes	NO	NC																																			
No																																					
Action																																					
Reset																																					
ON																																					
OFF																																					

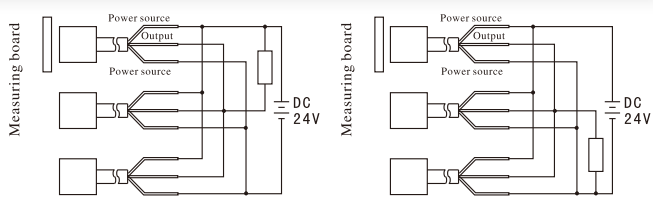


Sensor characteristics

GTRIC®

✧ Series and parallel connection of proximity switch

OR connection ( NPN and PNP types can be used mixed ) series When the proximity switch is OR connected, the action of any proximity switch can drive load. The quantity of the proximity switches depends on the sum of leakage current. More connections are available given that it doesn't affect the loading action.

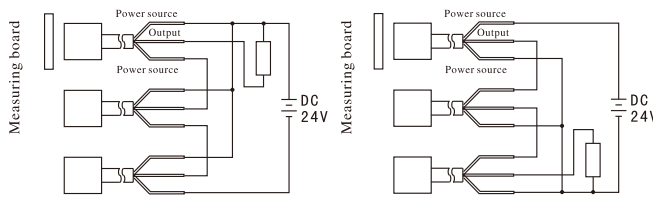


OR connection of NPN output

OR connection of PNP output

✧ AND connection (series)

When the proximity switch is AND connected, the action of all proximity switches can drive load. The quantity of the proximity switches depends on the sum of saturation voltage. More connections are available given that it doesn't affect the supply voltage of the proximity switch. The response frequency of the proximity switch is the accumulation of initialized reset of various proximity switch.

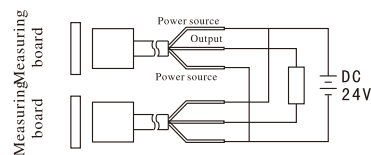


NPN connection of AND output

PNP connection of AND output

✧ Series and parallel connection of proximity switch

AND connection (series) NPN, PNP mixed–use



Promixity switches matters need attention

✧ Cautions when connected or disconnected with the power supply

When connecting the proximity switch with the counter and the programmable controller, there isn't any problem because of the built–in initialized reset circuit. Please avoid the conditions mentioned below

The detection object lies around the detection distance of the proximity switch; For DC voltage type and DC switch type, when power supply is turned on (turned off), time constant rises (drops) greatly; There is self-excitation and noise when the AC switch type proximity switch is power-on (off)

✧ Capacitor, light load

The proximity switch can't have the capacitor or light that has larger jumping current as the load directly connected to be connected through a relay or series connected with a current-limiting resistance. The peak current set by current-limiting resistance R is within the load current of the proximity switch; Make sure to connect through load.

Supply voltage V

Peak load current value of proximity switch mA

≤R(KΩ)

Allowable loss of resistance R (W)

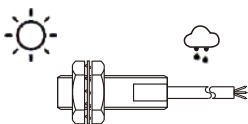
Supply voltage V<sup>2</sup>

≤R(KΩ)

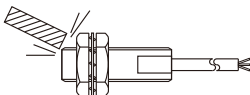
× 2 times above

✧ Installation notice of proximity switch

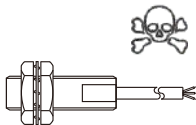
Don't use it in the open air, and use a protective cover, if necessary.



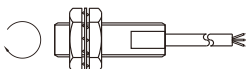
Don't knock the detection surface with hard objects and use a protective cover, if necessary.



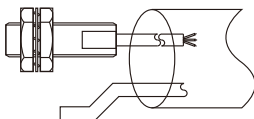
Don't use it in the environment with corrosive objects.



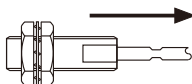
Don't fasten it with a big force, but fasten it with spring washer



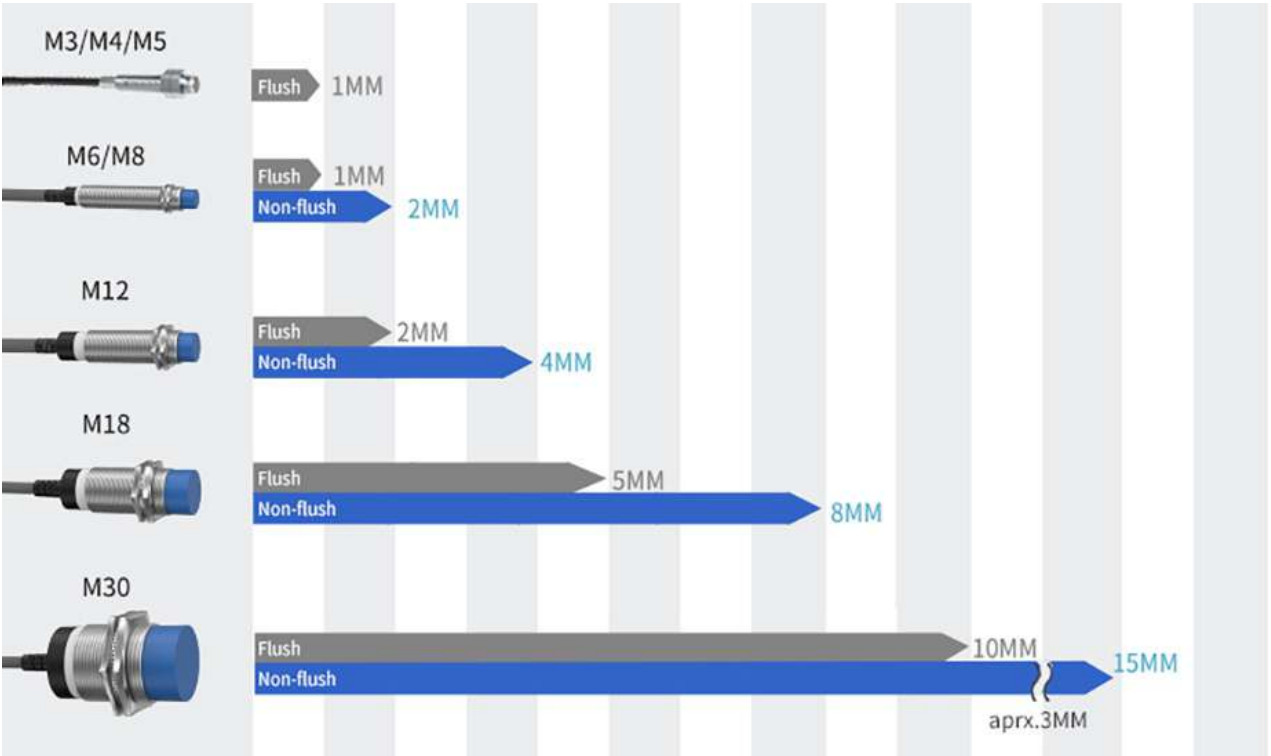
The proximity switch must be equipped individually with metal flexible pipe, and don't make it with the electric line and power line in the same metal flexible pipe



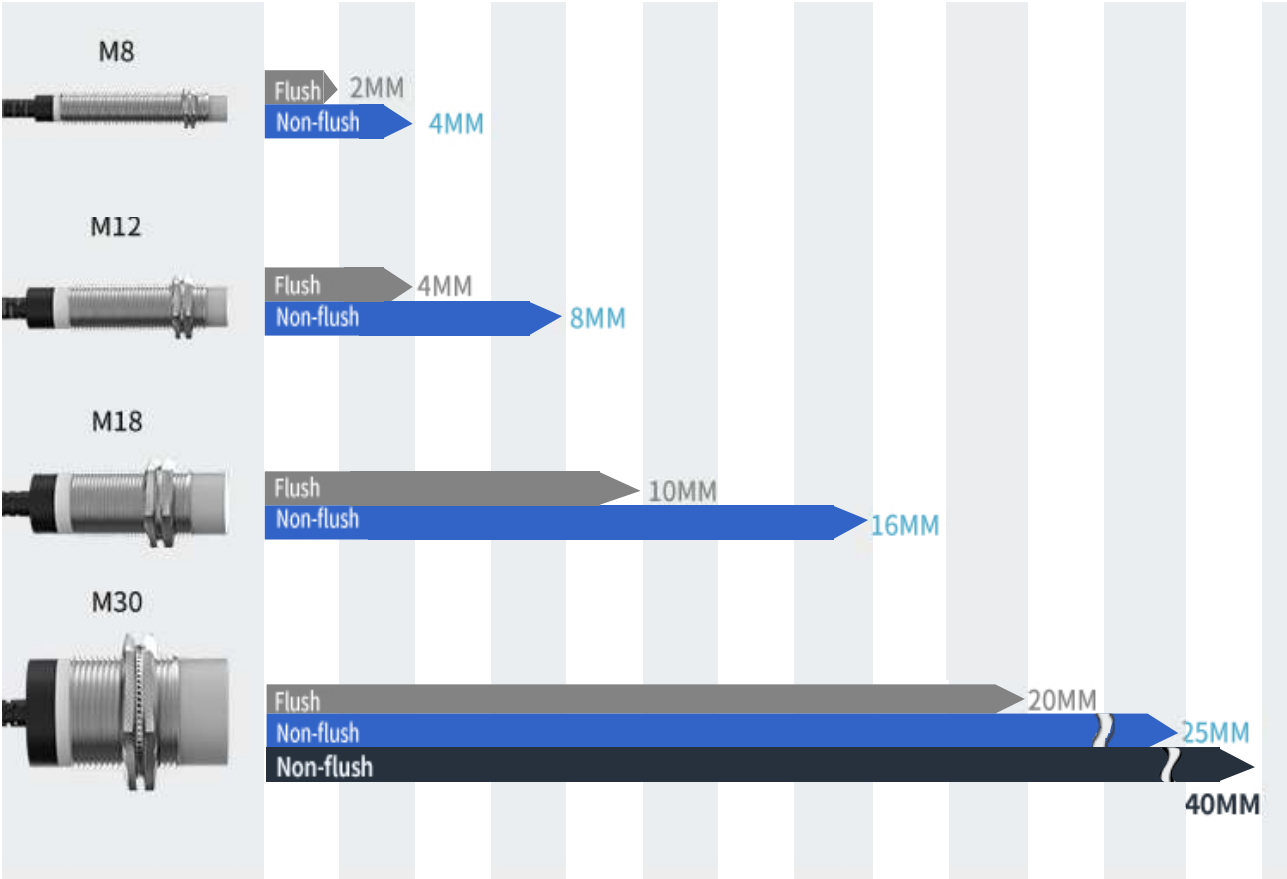
Don't stretch the power line of the proximity switch with a big force.



LR Series Inductive Proximity Sensor Sensing Distance Diagram

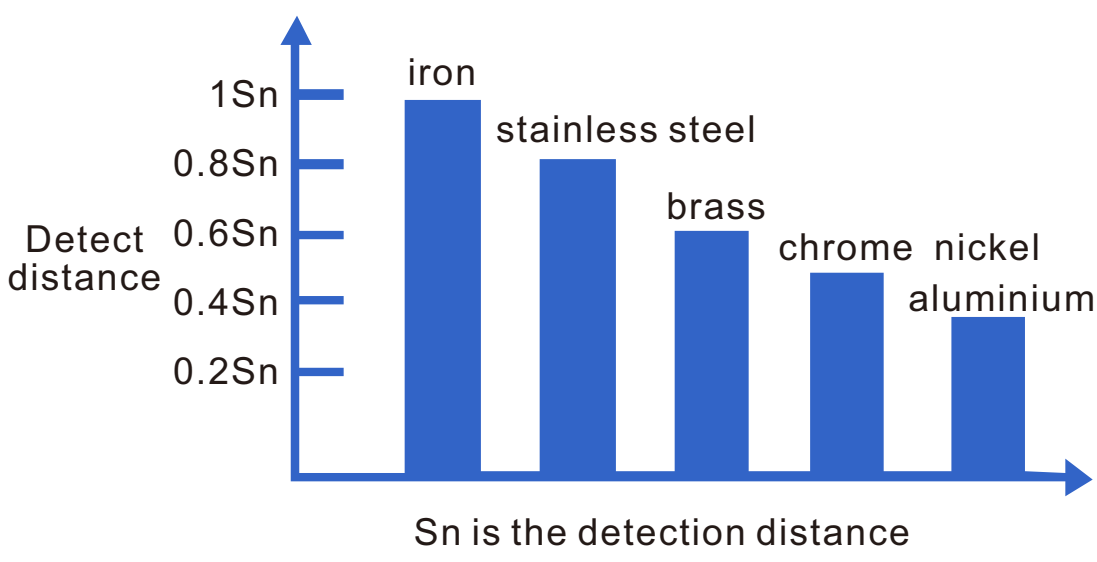


FR Series inductive proximity sensor sensing Distance Diagram



Matters needing attention

When detecting objects of different materials, the actual sensing distance of the proximity switch is different, as shown in the figure below



- ※ Overload short circuit, reverse polarity protection, surge absorption IP67 protection
- ※ It has the advantages of water resistance, oil resistance and high temperature resistance.



Selection Guide



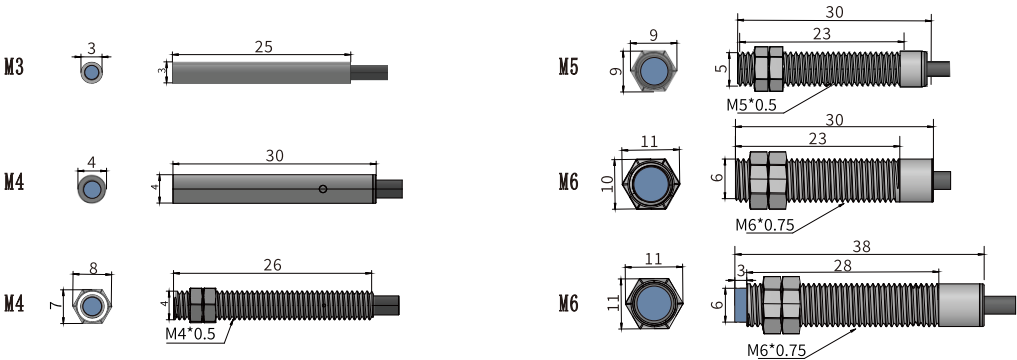
L	R	03	01	N	1		
①	②	③	④	⑤	⑥	⑦	⑧
① <b>Model</b> :L: Inductive、C: Capacitive、M: Reed Magnetic Switch、H: Hall switch、F: long Distance Inductive							
② <b>External structure</b> :R: Cylindrical、F: Square Type							
③ <b>DIA. of sensing side</b> :Number: DIA. of sensing side (unit:mm)							
④ <b>Sensing distance</b> :Number: Sensing distance (unit:mm)							
⑤ <b>Power supply</b> :N: NPN 10-30VDC 3-wire、P: PNP 10-30VDC 3-wire、D: 10-30VDC 2-wire A: 90-250VAC 2-wire							
⑥ <b>Control output</b> :1: Normally open、2: Normally closed							
⑦ <b>Connection</b> :No mark: Cable type、P: Connector type、WP: Cable connector type							
⑧ <b>Tail line length</b> :No mark:2M Cable number: (unit m)							

Specifications



Specifications							
Model	DC3-wireNPN.NO	LR03-01N1	LR04-01N1	LR04L-01N1	LR05-01N1	LR06-01N1	LR06-02N1
	DC3-wireNPN.NC	LR03-01N2	LR04-01N2	LR04L-01N2	LR05-01N2	LR06-01N2	LR06-02N2
	DC3-wirePNP.NO	LR03-01P1	LR04-01P1	LR04L-01P1	LR05-01P1	LR06-01P1	LR06-02P1
	DC3-wirePNP.NC	LR03-01P2	LR04-01P2	LR04L-01P2	LR05-01P2	LR06-01P2	LR06-02P2
	DC2-wireNO	/	/	/	LR05-01D1	LR06-01D1	LR06-02D1
	DC2-wireNC	/	/	/	LR05-01D2	LR06-01D2	LR06-02D2
	AC2-wireNO	/	/	/	/	/	/
	AC2-wireNC	/	/	/	/	/	/
Mounting	Flush	Flush	Flush	Flush	Flush	Flush	Non-Flush
Sensing distance	1MM±10%	1MM±10%	1MM±10%	1MM±10%	1MM±10%	1MM±10%	2MM±10%
Setting distance(Sa)	0-1MM	0-1MM	0-1MM	0-1MM	0-1MM	0-1MM	0-2MM
Hysteresis	≤10%						
Standard sensing target	5*5*1MM(iron)						
Supply voltage	DC:10-30VDC						
Leakage current	≤0.6mA						
Response frequency(F)	500Hz(DC)						
Consunption current	DC3-wireNPNPNP:≤10mA;DC2-wire:S3mA						
Load current	200mA						
Voltage drop	≤2.5V						
Circuit protection	Short-circuit,overload,reversepolarityprotection						
Output indicator	GreenLED						
Ambient temperature	-20~+70℃						
Shock	500m/s(50G)ineachXYZdirectionfor3times						
Vibration	1mm amplitudeatfre quenc y10~55Hz(for1min) ineachX.Y.Zdirection for 2hours						
Protection degree	IP67(IECstandards)						
Connection	2mPVCcable						
Meterial	Nickel-copperalloy						
Sensing side	PBT						

Dimension





**GTRIC<sup>®</sup>**

Wenzhou Gtric Technology Co., Ltd.

Wenzhou Gtric Technology Co., Ltd.  
TEL:0577-62734566  
Web:<http://www.gtric.com>  
Mail:[yaohaofeng@gtric.com](mailto:yaohaofeng@gtric.com)